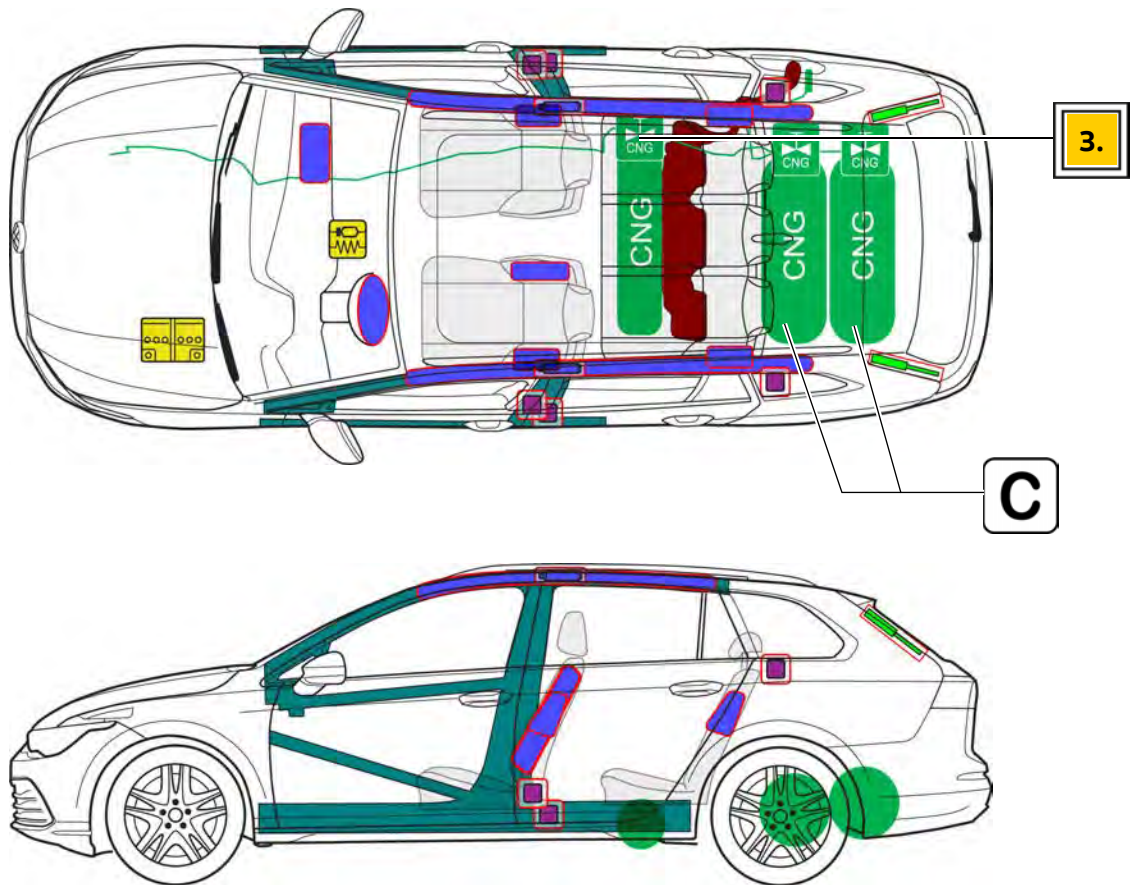




# Volkswagen Golf TGI

Stationwagon, as of 2020



**Note:** The illustration shows the maximum possible range of equipment.

	Airbag		Stored gas inflator		Seat belt pretensioner		SRS control unit		Pedestrian protection active system
	Automatic rollover protection system		Gas strut / preloaded spring		High strength zone		Zone requiring special attention		
	Battery low voltage		Ultra-capacitor, low-voltage		Fuel tank		Gas tank		Safety valve
	Battery pack, high-voltage		High voltage power cable		High-voltage disconnect		Fuse box, disabling high-voltage system		High voltage ultra-capacitor
	Fuel tank content gasoline/ethanol		Gas tank with gas type indication (CNG)		Manual gas shut-off valve with gas type indication (CNG)		Carbon structure		



# Volkswagen Golf TGI

Stationwagon, as of 2020

## 1. Identification / recognition

Logo "TGI"



Gas filler neck




## 2. Immobilisation / stabilisation / lifting

Immobilize the vehicle

Apply the parking brake



Lifting points



Suitable lifting points

Gas tanks

Turn off the ignition

Press the "START-STOP" button in the center console



Instead of a radio key, it is also possible to use a key card or smartphone app.

## 3. Disable direct hazards / safety regulations

Disconnect the 12-volt battery




In the engine compartment  
Disconnect the earth connection (-)


Manually shut off gas tanks



Remove tank covers



Localise the gas tank shut-off valves on the right vehicle side



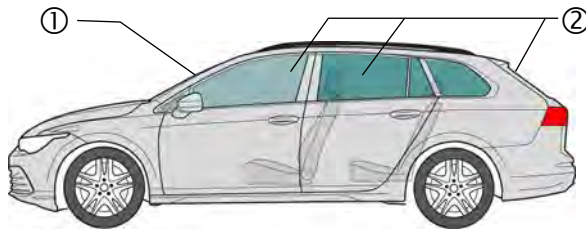
Turn the shut-off valve clockwise to the stop with a size 5 open-jaw or ring spanner



# Volkswagen Golf TGI

Stationwagon, as of 2020

## 4. Access to the occupants



### Glass types:

- ① Laminated safety glass
- ② Toughened safety glass

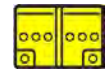
## 5. Stored energy / liquids / gases / solids



max. 260 bar



9 l



12 V

## 6. In case of fire



The gas tank (ride side vehicle) excess pressure relief mechanisms open at approx. 110°C (blow-off noise). The tanks are emptied after approx. 90 seconds. Wear suitable safety equipment.



## 7. In case of submersion

Allow the water to drain off after the vehicle has been recovered. If gas escapes, close the tank shutoff valves (see Section 3).

## 8. Towing / transportation / storage

Make sure that the gas tanks are not damaged when towing or parking the vehicle. If gas escapes, close the tank shut-off valves (see Section 3).



Do not tow a vehicle that has been involved in an accident on its drive axles.

## 9. Important additional information



# Volkswagen Golf TGI

Stationwagon, as of 2020

## 10. Explanation of pictograms used

 Flammable	 Explosive	 Corrosives	 Hazards to the human health	 Environmental hazard	 Gases under pressure	 CNG-Gasoline vehicle	 Gas line (generic)
 Use water to extinguish the fire	 Use wet foam to extinguish the fire	 Use ABC powder to extinguish the fire	 Use thermal Infrared camera	 Release the bonnet	 Remove smart key		