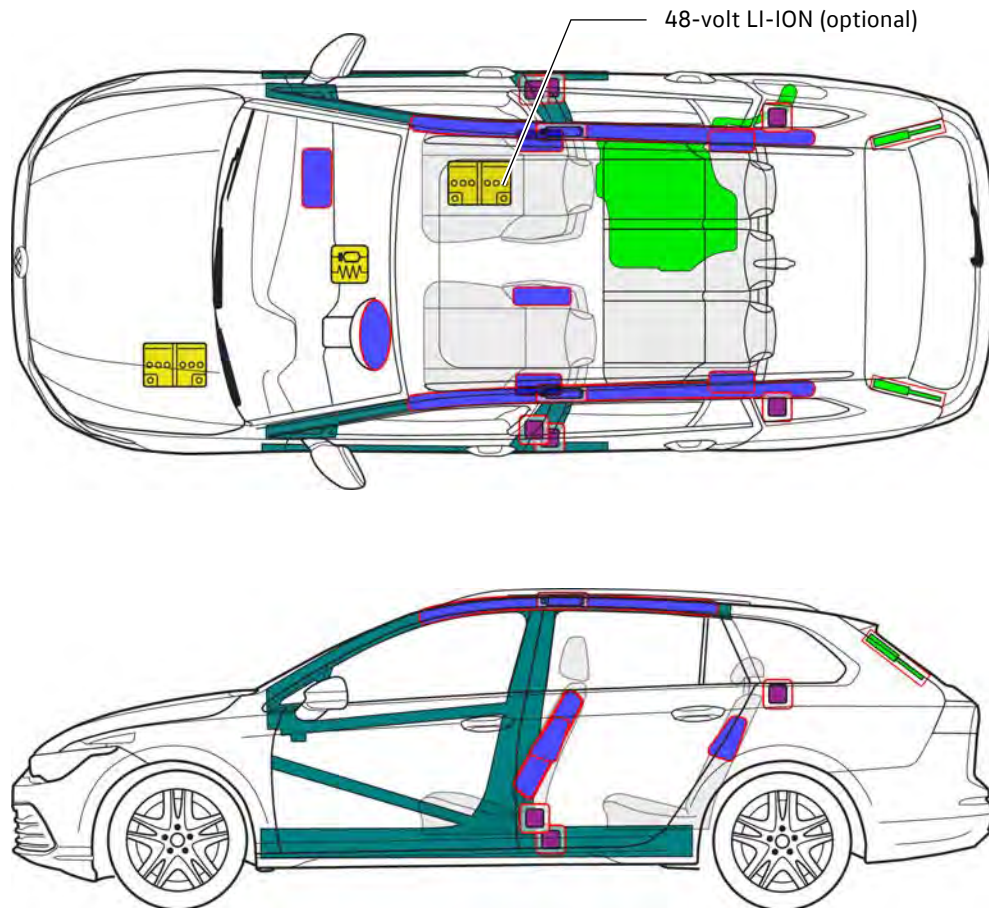




Volkswagen Golf

Stationwagon, as of 2020



Note: The illustration shows the maximum possible range of equipment.

	Airbag		Stored gas inflator		Seat belt pretensioner		SRS control unit		Pedestrian protection active system
	Automatic rollover protection system		Gas strut / Preloaded spring		High strength zone		Zone requiring special attention		
	Battery low voltage		Ultra-capacitor, low voltage		Fuel tank		Gas tank		Safety valve
	Battery pack, high-voltage		High voltage power cable		High voltage device that disconnects high voltage		Fuse box, disabling high-voltage system		High voltage ultra-capacitor



Volkswagen Golf

Stationwagon, as of 2020

1. Identification / recognition

Logo




2. Immobilisation / stabilisation / lifting


Immobilize the vehicle

Apply the parking brake
With a manual gearbox: move the gear selector lever to the neutral position.



Lifting points



 Suitable lifting points

Turn off the ignition



Press the "START-STOP" button in the center console



Instead of a radio key, it is also possible to use a key card or smartphone app.

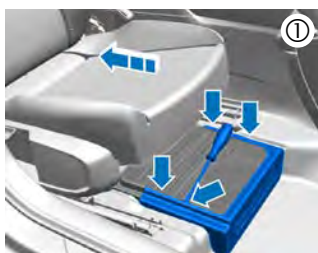
3. Disable direct hazards / safety regulations

Disconnect the 12-volt battery



In the engine compartment
Disconnect the earth connection (-)

Disconnect the 48-volt battery



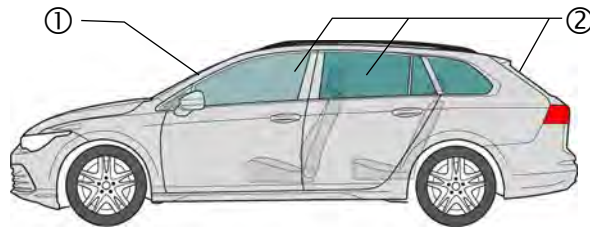
In the event of an accident in which the airbags are deployed, the 48-volt electrical system will be automatically deactivated.



Volkswagen Golf

Stationwagon, as of 2020


4. Access to the occupants



Glass types:

- ① Laminated safety glass
- ② Toughened safety glass

5. Stored energy / liquids / gases / solids



petrol or diesel
max. 55 l



12 V



LI ION



48 V
optional

6. In case of fire



Lithium-ion batteries can become damaged or improper
Use promptly or with a delay to ignite or after the Ignite fire fighting again!
Wear appropriate protective equipment!



7. In case of submersion

8. Towing / transportation / storage



Lithium-ion batteries can become damaged or improper Use promptly or with a delay to
ignite or after the Ignite fire fighting again!
Wear appropriate protective equipment!



Do not tow a vehicle that has been involved in an accident
on its drive axles.

9. Important additional information



Volkswagen **Golf**

Stationwagon, as of 2020

10. Explanation of pictograms used

 Flammable	 Corrosive	 Hazardous to the human health	 Environmental hazard	 Petrol vehicle	 Diesel vehicle	 Caution, danger	 Use water to extinguish the fire
 Remove smart key	 Use thermal Infrared camera	 Release the bonnet					