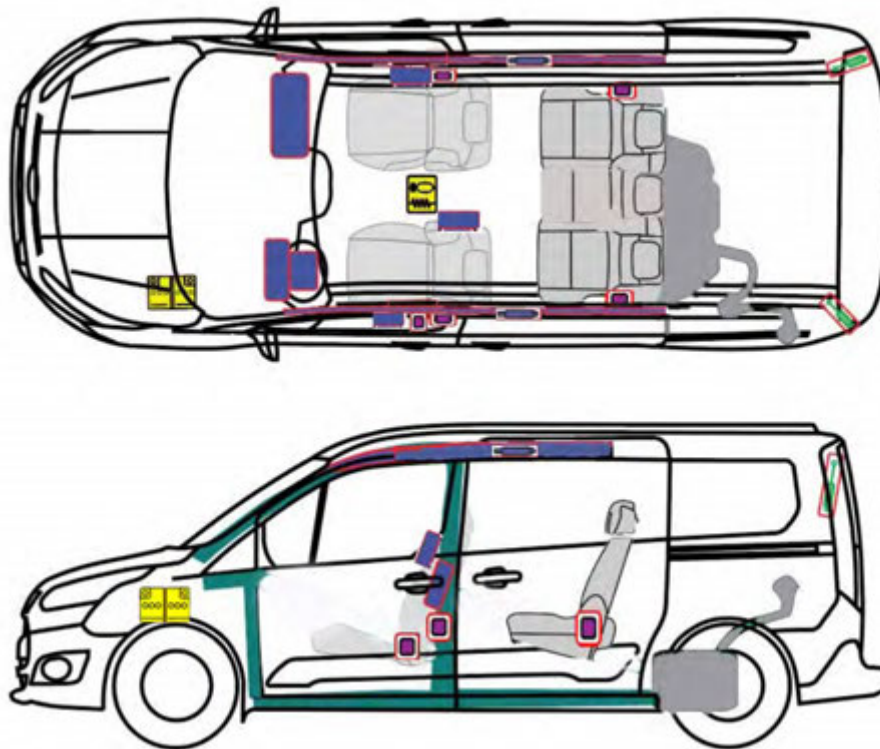




FORD Tourneo Courier

5-door | build from 2024



Note: The illustration shows the maximum possible range of equipment.

	Airbag		Stored gas inflator		Seat belt pretensioner		SRS control unit		Gas strut / preloaded spring
	High-strength zones		Battery pack, low-voltage		Fuel tank				



FORD Tourneo Courier

5-door | build from 2024



1. Identification/recognition



Label on the front grill and the rear tailgate.


2. Immobilisation / stabilisation / lifting

Immobilize the vehicle

Vehicles without electronic parking brake



Apply the parking brake.



Jacking points.

Turn off the ignition



NOTE: Instead of a radio key, it is also possible to use a key card or smartphone app.

Press the "START-STOP" button on the steering rack.



FORD Tourneo Courier

5-door | build from 2024

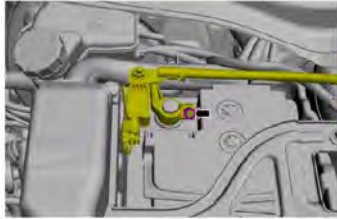


3. Disable direct hazards / safety regulations

Disconnect the 12-volt battery



E375218



1. Loosen the nut.
2. Disconnect the electrical connector and position aside the battery negative (-) terminal.

4. Access to the occupants



Glass types:

1. Laminated safety glass
2. Toughened safety glass



Glas types:

1. Toughened safety glass



1. Unlock the steering column
2. Adjust the steering wheel
3. Lock the steering column



5. Stored energy / liquids / gases / solids



42 l



E377212

12 Volt



FORD Tourneo Courier

5-door | build from 2024

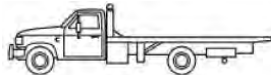


6. In case of fire



E377214

8. Towing / transportation / storage



E377229

Do not tow a vehicle that has been involved in an accident on its drive axles.

10. Explanation of pictograms used

Flammable	Hazardous to the human health	Environmental hazard	Vehicle on fuel of liquid group 2	Vehicle on fuel of liquid group 1	General warning sign	Use water to extinguish the fire	Use thermal Infrared camera
Remove smart key	Bonnet	Explosive					