



















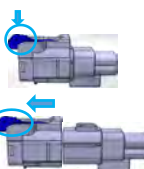








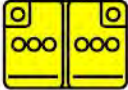








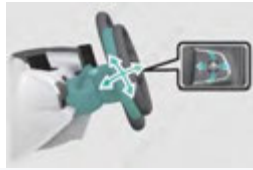
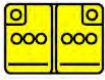


















	Airbag		Stored gas inflator		Seat belt pretensioner		Gas strut/preloaded spring
	High strength zone		Low voltage battery		SRS control unit		High voltage battery pack
	Low voltage device that disconnects high voltage		High voltage power cable		High voltage component		Cable cut
	Air-conditioning component		Zone requiring special attention				
			<b>ID No.</b>	<b>Version date</b>	<b>Page</b>		
			E00GL5BA001	4/2025	1 of 4		

	<b>EXLANTIX ES</b> 4-door Sedan, From 2025		
<b>1. Identification / recognition</b>			
<div>  <b>LACK OF ENGINE NOISE DOES NOT MEAN VEHICLE IS OFF: SILENT MOVEMENT OR INSTANT RESTART CAPABILITY EXISTS UNTIL VEHICLE IS FULLY SHUT DOWN. WEAR APPROPRIATE PPE.</b> </div> <div>  <div> Brand name   </div> <div> Charge port   </div> <div> Model name   </div>  </div>			
<b>2. Immobilisation / stabilisation / lifting</b>			
<div>  Press button “P”(park) </div> <div>   </div> <div>  Appropriate lifting points   Suitable stabilisation points on the side   High-voltage battery </div>			
<b>3. Disable direct hazards / safety regulations</b>			
<div>  <b>In the event of an accident in which the airbag is triggered, the high voltage system is automatically deactivated as soon as airbag triggering is detected.</b> </div> <p>In all other cases, the high voltage system can be deactivated as Main method and Alternative method:</p> <p><u>Main method:</u> For deactivation in the motor compartment, disconnect the high voltage battery.</p> <div>    1. Pull the release lever twice to open the hood.  2. Remove the motor compartment trim cover.   3. Disconnect the high voltage.  ① Push the button; ② Pull out the button </div>			
<p><u>Alternative method:</u> Cut the wire harness of the trunk, disconnect the high voltage battery.</p> <div>    1. Open the boot  2. Please open the trunk first.  3. Remove the cover plate.  4. Cut the wire harness; follow the instructions on the label. </div>			
	<b>ID No.</b> E00GL5BA001	<b>Version date</b> 4/2025	<b>Page</b> 2 of 4

<div>EXLANTIX</div>		<div>EXLANTIX ES</div> <div>4-door Sedan,From 2025</div>		<div></div>					
<div>ACCESS TO 12V BATTERY</div>									
<div> </div>		<div></div>		<div></div>		<div></div>		<div></div>	
		<div>1.Open the boot</div>		<div>2. Please open the trunk first.</div>		<div>3.Remove the cover plate.</div>		<div>4. Disconnect the negative terminal.</div>	
<div>4. Access to the occupants</div>									
<div>■ Window Glass</div> <div></div> <div>Glass types: ① Laminated ② Tempered</div>				<div>■ High strength body areas</div> <div></div>					
<div>■ Seat adjustment</div> <div></div> <div>POWER</div>		<div>■ Manual Door</div> <div></div> <div>MANUAL</div>		<div>■ Steering column adjustment</div> <div></div> <div><ul style="list-style-type: none"><li>Steering column can be tilted adjustment and telescopic adjustment.</li></ul></div>					
<div>5. Stored energy / liquids / gases / solids</div>									
<div></div>		<div></div>					<div>12 V</div>		
<div></div>		<div></div>					<div>800 V LFP battery/ 800 V Li-ion battery (optional)</div>		
<div></div>		<div></div>					<div>R1234yf: 0.850kg</div>		
<div><div></div><div>In the event of mechanical deformation of the battery system, there is a risk of a thermal reaction in the high voltage battery. Monitor the temperature of the high voltage battery!</div><div></div></div>									
		<div>ID No.</div> <div>E00GL5BA001</div>		<div>Version date</div> <div>4/2025</div>		<div>Page</div> <div>3 of 4</div>			

<b>EXLANTIX</b>	<b>EXLANTIX ES</b> 4-door Sedan, From 2025		
-----------------	---	--	--

## 6. In case of fire


**USE LARGE AMOUNTS OF WATER**









**POTENTIAL RISK OF BATTERY RE-IGNITION / DELAYED IGNITION !**


## 7. In case of submersion


After recovering the vehicle from the water, deactivated the high voltage system (see chapter 3) and drain the water.  
Wear appropriate personal protective equipment!

## 8. Towing / transportation / storage

**Towing**





Front towing eyelet



Rear towing eyelet

**STORE AT SAFE DISTANCE FROM OTHER VEHICLES!**

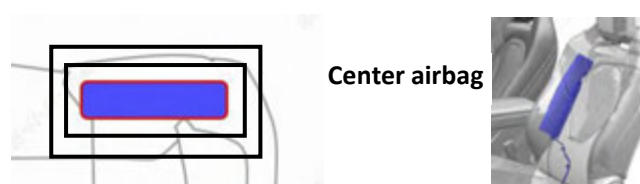

**BATTERY RE-IGNITION!**


### ■ Transportation



















Please use ① flatbed rescue vehicle to load the vehicle.

## 9. Important additional information



Center airbag

## 10. Explanation of pictograms used

	Electric Vehicle		General warning sign		Warning, Electricity		Bonnet
	Seat adjustment, longitudinal		Seat height adjustment		Seat adjustment, seat back recline		Steering wheel, tilt control
	Flammable		Corrosives		Hazardous to the human health		Environmental hazard
	Use thermal Infrared camera		Use water to extinguish the fire		Acute toxicity		Boot
			<b>ID No.</b>	<b>Version date</b>	<b>Page</b>		
			E00GL5BA001	4/2025	4 of 4		